

# Association for Positive Behavior Support Annual Report

Presented on March 24, 2010  
Prepared by Timothy P. Knoster (Executive Director)

## **ORGANIZATION OF THIS REPORT**

This report serves two purposes. First, this report provides an historical snapshot of APBS from inception on March 2003 up through March 2009. The second purpose of this report is to provide an Executive Summary of the status of APBS during this past year (March 2009 and March 2010). The following narrative is organized in a chronological manner given these two purposes. Additional information concerning many of the highlights in this report may be obtained by visiting the APBS website at [www.apbs.org](http://www.apbs.org).

## **PART ONE: BRIEF HIGHLIGHTS OF APBS FROM MARCH 2003 - MARCH 2009**

The Association for Positive Behavior Support was originally envisioned and designed by a core group of leaders in the field of Positive Behavior Support as a professional organization different from 1) professional guild organizations and 2) traditional advocacy organizations. In addition, APBS was designed as a virtual organization that was dedicated exclusively to further development and dissemination of positive behavior support across various contexts and systems.

The Association for Positive Behavior Support initially filed for Non-profit Organization status as a 501 (c) (3) on March 18, 2003. APBS successfully completed the Advanced Ruling Period between March 18, 2003 and December 31, 2007. Subsequent By-Laws were also published (and posted on our website at [www.apbs.org](http://www.apbs.org)) since 2003. These By-Laws have been updated three times since initial establishment of the organization. Membership in the organization has incrementally grown since inception as reflected in Table 1.1. Table 1.1 and Figure 1.2 (see Appendices) provide a snapshot of membership trends using January 31<sup>st</sup> of each calendar year as a common point of reference.

**Table 1.1**  
**APBS Membership on January 31, 2003 – 2009**

<b>Year</b>	<b>Total Membership</b>
2004	403
2005	417
2006	603
2007	574
2008	665
2009	744

The elected Full Board of Directors of APBS met on a quarterly basis (one time annually face to face at the annual conference in addition to three other meetings during any given year by conference call) each of these past six years. The Executive Committee (which is elected on an annual basis by the Full Board of Directors) met during this same time frame on a four to six week-about basis via conference calls. In addition, various committee meetings have occurred to varying degrees within this same time period (e.g. Website Committee, Nomination Committee, Conference Planning Committee).

A series of six annual conferences were sponsored by APBS between 2003 and 2009. The initial conference was held in Orlando, Florida with subsequent conferences as denoted in Table 1.2. Total participant counts are provided for each respective conference during this same time period.

**Table 1.2**  
**APBS Annual conferences 2003-2009**

<b>Year</b>	<b>Location</b>	<b>Registered Participants</b>
2003	Orlando, Florida	1283
2004	No Event	-
2005	Tampa, Florida	1017
2006	Reno, Nevada	1060
2007	Boston, Massachusetts	1247
2008	Chicago, Illinois	1263
2009	Jacksonville, Florida	1100
<b>Total</b>		<b>6970</b>

The primary sources of revenue that have supported the growth of APBS during this time frame were 1) membership fees in tandem with 2) conference revenues. In addition to these two primary sources of revenue APBS also benefited from a small number of financial contributions from private sources (e.g. personal endowments and donation of speaker fees). During this same time frame the financial status of the association has grown from an initial balance in the APBS account of \$27,750.43 on January 1, 2004 to \$284,675.18 as of January 1, 2009 (see Figure 1.1 in appendices).

APBS grew its infrastructure during this time frame through a variety of investments in technology (e.g. website) as well as consultant functions (e.g. part time consultants to provide necessary services and supports to facilitate the growth of APBS). These investments in combination with volunteer time in various forms (e.g. time investment of board as well as committee members) served as the primary infrastructure from APBS during this time frame. A variety of in-kind resources were also leveraged across various entities in tandem with purchased products and services. As was noted previously, APBS was initially established (and continues to operate) as a virtual professional organization.

In 2003, APBS initially launched a website through the University of South Florida which was subsequently moved to the University of Kansas in 2005. During the time frame from 2003 through 2009 the website has grown in terms of interactivity, size and utility for the organization. The “Report for APBS Website” reflects some of the basic history of website activity from 2003 and 2009 (see Appendices).

In 2007 APBS launched an initiative to support members in establishing APBS Networks to support both regional and/or thematic endeavors in PBS in a manner supportive to growing the international organization. These APBS Networks have operated as loosely coupled communities of PBS practice. West Virginia was the first APBS Network established with a total of eleven (11) networks established between January 2007 and March 2009. Table 1.4 provides a listing of the established APBS Networks during 2007-2009.

**Table 1.4**  
**APBS Networks Established January 2007 – March 2009**

Network
Delaware
Georgia
Illinois
Kansas
Missouri
New Jersey
Ohio
Oregon
Pennsylvania
Virginia
West Virginia

APBS published its initial Standards for Practice (Individual Level) in 2008. This set of standards provides guidance to the field in terms of the necessary components/elements of PBS to support individuals who have a history of problem behavior (children through adult populations). These standards are posted on the APBS website. APBS also initiated the development of a conceptual framework for a similar set of standards for practice at the systems level in 2008.

**PART TWO: HIGHLIGHTS OF APBS FROM MARCH 2009 – MARCH 2010**

I. Board Functioning and Board Membership

The Full Board of Directors as well as the Executive Committee have met on a regularly scheduled basis as described in the previous section (2003-2009). As such, numerous conference calls on relevant APBS business occurred on a monthly basis within this reporting time frame. The Full Board also appointed Four Ex-Officio members during

this past year (three family and one student Ex-Officio). The APBS Board also voted to gradually expand Full Board membership from twelve to fifteen voting members. This expansion will occur over the upcoming three election cycles (adding one additional seat per year). In addition, the Full Board voted to 1) establish a dedicated family representative seat on the Full Board and 2) expand Ex-Officio representation to more accurately reflect our increasingly diverse membership. The Full Board of Directors, Executive Committee, as well as other working committees, have also been greatly aided through expansion of website functions as well as initial activities in strategic planning via development of the APBS Logic Model. The voluntary time investment by all members of the APBS Board of Directors has continued to during this past year. A list of current members of the Board of Directors is provided in Table 2.0.

**Table 2.0**  
**APBS Board of Directors (January 1, 2010)**

Name	Current Term	Office
Cindy Anderson	March 2007-2010	
Susan Barnett	March 2009-2012	
Hank Bohanon	March 2009-2012	
Fredda Brown	March 2007-2010	
V. Mark Durand	March 2008-2011	Co-Editor JPBI
Randall DePry	March 2008-2011	Treasurer
Rachel Freeman	March 2007-2010	President
Heather Peshak-George	March 2009-2012	Secretary
Don Kincaid	March 2009-2012	Vice President
Lisa Bowman-Perrott	March 2007-2010	
Bobbie Vaughn	March 2008-2011	
Jennifer Zarcone	March 2008-2011	
* Tim Knoster	March 2003-Present	Executive Director
* Robert L. Koegel	March 2007-Present	Co-Editor JPBI
* Nila Benito	March 2007-2010	
* Lisa Fleisher	March 2007-2010	
* Shari Krishnan	March 2007-2010	
* Christian Sabey	March 2009-2010	

\* Denotes Ex-Officio status on Board of Directors.

## II. Communication within the Field

Communication within the field has occurred through various means during this most recent year. The most significant of these methods for APBS has continued to be the website. Website figures for 2007, 2008 and 2009 (as previously noted) can be located in The “Report for APBS Website” (see Appendices).

The website committee has continued various strategic endeavors during this past year. These activities include operation of 1) a password protected system for members with a parallel “Members Only” section of the website and 2) implementation of a policy for content development and posting of materials and information on both the website for the general public as well as the Members Network Pages. During this most recent election cycle, the Website Committee initially launched electronic voting mechanisms. Increasingly APBS is looking towards activities by committees, APBS networks and our website to increasingly serve as the primary mechanisms of communication within the field.

## III. Finance and Revenue

Consistent with previous years, the two primary sources of revenue for APBS this past year have continued to be 1) memberships and 2) conference proceeds. A breakdown of APBS membership is provided in Table 2.1 (see pg. 5). It is important to acknowledge that the most significant portion of membership continues to come from a combination of one and three year Regular Memberships (538 memberships equal to 71% of total memberships). This is followed by Agency Memberships (96 memberships equal to 13% of total memberships) and Student Memberships (97 memberships equal to 13% of total memberships). Table 2.1 (see pg. 6) and Figure 2.1a – 2.1d (see Appendices) depict the past two years of membership data for comparative purposes.

**Table 2.1  
End-Month Membership Counts 2008 and 2009**

Date	Total	Reg 1 yr	Reg 3 yr	Agency	Student	Transitional	Family	Complimentary
2008								
31-Jan	665	397	101	78	70	8	8	3
29-Feb	747	449	102	97	77	9	10	3
31-Mar	660	397	96	93	55	4	12	3
30-Apr	684	413	97	92	62	4	13	3
31-May	660	390	98	93	57	3	16	3
30-Jun	671	397	99	93	59	3	17	3
31-Jul	683	401	103	97	58	4	17	3
31-Aug	686	397	106	102	58	4	16	3
30-Sep	688	394	105	102	61	5	18	3
31-Oct	706	397	109	104	69	6	18	3
30-Nov	735	410	111	110	75	7	19	3
31-Dec	725	402	113	104	79	7	17	3
2009								
31-Jan	744	420	117	99	83	5	17	3
28-Feb	729	395	122	93	95	5	16	3
31-Mar	724	387	123	89	99	5	18	3
30-Apr	746	403	125	92	99	6	18	3
31-May	722	398	113	89	99	6	14	3
30-Jun	720	395	118	87	97	7	13	3
31-Jul	727	397	118	90	100	6	13	3
31-Aug	732	404	119	88	100	5	13	3
30-Sep	729	400	127	86	98	3	12	3
31-Oct	732	402	130	87	92	3	15	3
30-Nov	742	396	133	92	95	3	20	3
31-Dec	757	397	141	96	97	3	20	3

Previous conferences sponsored by APBS have been successful in terms of both quality (content) and revenue production. APBS has continued to refine the quality of the conference presentations over time as well as increasingly generate revenue as a result of various cost saving measures including internet-based processes.

**Table 2.2  
Projected Data for 2010 Conference**

Year	Location	Registered Participants	Hotel Room Block
2010	St. Louis, Missouri	1100-1200	1759

The fiscal health of APBS has continued to grow and has been further strengthened during this past year. The operating budget through March 25, 2009 is provided in Table 2.3. Revenue and expenditures to date have been within the operating annual budget as depicted in Table 2.3. The current cash balance (liquid assets) for APBS as of January 1, 2010 was \$379,252.95 (see Figure 2.2 in Appendices for 2004-2010 comparisons). Further, Tables 2.4 and 2.5 denote the APBS a) Balance Sheet and b) Statement of Financial Income and Expense for January 1 through December 31, 2009.

**Table 2.3**  
**APBS Annual Operating Budget July 1, 2009 – June 30, 2010**

**INCOME:**

Memberships (numbers are based on January 31, 2009 membership count)

Agency memberships @ \$125.00 N = 99	\$ 12,375
New or Renewed Memberships @ \$80.00 N = 420 (1 yr.) + 117 (3 yr.) = 537 Total	\$ 42,960
Student Memberships @ \$35.00 N = 83	\$ 2,905
Transitional Memberships @ \$50.00 N = 5	\$ 250
Family Memberships @ \$35.00 N = 17	\$ 595
Regional Institute(s)/Distinguished Speaker Contributions/webinars	\$ 4,500
Estimated Conference Net Income	\$ 50,000
<b>TOTAL ESTIMATED INCOME</b>	<b><u>\$113,585</u></b>

**EXPENSES** (excluding conference as this is factored in to conference net income above)

Personnel (consultant contract, no fringe)	
Executive Director – Knoster	\$ 5,000
Executive Director – Knoster buy out .25 fall	\$ 5,988
Administrative Assistant – Andrezze	\$ 3,500
Book Keeping – Ramos	\$ 4,500
Conference Coordination	\$ 55,000
JPBI (\$10/member/year) (assumes N = 686)	\$ 6,860

Supplies and Expense		\$ 1,500
Includes Postage, Telecommunications, supplies, materials PO Box rental, etc.		
Printing, letterhead, etc.		\$ 1,000
Tax Preparation		\$ 950
Insurance		\$ 3,500
Board General Liability	\$218 (Last year)	
Non-profit Professional Liability	\$1028 (Last year)	
Conference Insurance	\$1550 (Last year)	
Legal Consultation		\$ 4,000
Bank Fees (e.g. purchase of checks and/or other)		\$ 200
Tele conferencing		\$ 1,500
Website		\$ 18,000
Board Complimentary Student Memberships (12 x 3 = 36 at cost of \$10.00 per complimentary student membership)		\$ 360
ACTEVA on-line membership (year round...beyond conference)		\$ 1,000
<b>TOTAL ESTIMATED OPERATING EXPENSES</b>		<b><u>\$112,858</u></b>

---

### BUDGET SUMMARY

<b>(A) TOTAL ESTIMATED INCOME</b>	<b><u>\$ 113,585</u></b>
<b>(B) TOTAL ESTIMATED OPERATING EXPENSES</b>	<b><u>\$ 112,858</u></b>
<b>(C) BALANCE (A – B = C)</b>	<b><u>\$ 727</u></b>

Special Note: APBS currently enjoys various benefits from M & T Bank as a result of maintaining a cash balance of no less than \$150,000.00 in our checking account. These benefits include waiving of a remote check deposit fee of \$125.00 per month as well as free Fraud Protection on our account.

Table 2.4

**Association for Positive Behavior Support  
Balance Sheet  
January 1, 2009 – December 31, 2009**

	Mar 31, 09	Jun 30, 09	Sep 30, 09	Dec 31, 09
<b>ASSETS</b>				
Current Assets				
Checking/Savings				
M & T Bank	390,022.89	404,643.13	381,443.48	385,524.35
Total Checking/Savings	390,022.89	404,643.13	381,443.48	385,524.35
Other Current Assets				
12000 · Undeposited Funds	45,952.37	0.00	8,868.08	9,722.06
Total Other Current Assets	45,952.37	0.00	8,868.08	9,722.06
Total Current Assets	435,975.26	404,643.13	390,311.56	395,246.41
<b>TOTAL ASSETS</b>	<b>435,975.26</b>	<b>404,643.13</b>	<b>390,311.56</b>	<b>395,246.41</b>
<b>LIABILITIES &amp; EQUITY</b>				
Equity				
30000 · Opening Balance Equity	310,908.41	310,908.41	310,908.41	310,908.41
32000 · Unrestricted Net Assets	-81.19	-81.19	93,734.72	93,734.72
Net Income	125,148.04	93,815.91	-14,331.57	-9,396.72
Total Equity	435,975.26	404,643.13	390,311.56	395,246.41
<b>TOTAL LIABILITIES &amp; EQUITY</b>	<b>435,975.26</b>	<b>404,643.13</b>	<b>390,311.56</b>	<b>395,246.41</b>

**Table 2.5**

**Association for Positive Behavior Support  
Statement of Financial Income and Expense  
January 1, 2009 -- December 31, 2009**

	<u>Jan - Mar 09</u>	<u>Apr - Jun 09</u>	<u>Jul - Sep 09</u>	<u>Oct - Dec 09</u>	<u>TOTAL</u>
<b>Ordinary Income/Expense</b>					
<b>Income</b>					
47000 · Bounced Check Charge	-10.00	0.00	0.00	0.00	-10.00
46300 · BCBA Processing Fee	224.50	915.00	105.00	0.00	1,244.50
45300 · Membership Dues	26,295.00	6,580.00	9,760.61	7,930.00	50,565.61
44300 · Conference Registrations	168,243.98	58,075.00	4,400.00	14,715.00	245,433.98
<b>Total Income</b>	<u>194,753.48</u>	<u>65,570.00</u>	<u>14,265.61</u>	<u>22,645.00</u>	<u>297,234.09</u>
<b>Expense</b>					
69300 · Bank Fees	0.00	0.00	-30.00	0.00	-30.00
60900 · Business Expenses	0.00	125.00	0.00	0.00	125.00
65100 · Other Types of Expenses	0.00	1,316.00	0.00	0.00	1,316.00
68300 · Travel and Meetings	1,103.49	507.28	0.00	0.00	1,610.77
64000 · JPBI for Members	0.00	5,645.00	1,842.50	1,877.50	9,365.00
61000 · Personnel Fees	6,828.00	6,200.00	1,875.00	543.00	15,446.00
65000 · Operations	348.63	18,424.96	458.06	310.52	19,542.17
62100 · Contract Services	3,630.70	1,829.74	14,251.62	277.74	19,989.80
63000 · - Conference Expenses	4,781.00	62,854.15	10,200.00	14,701.39	92,536.54
<b>Total Expense</b>	<u>16,691.82</u>	<u>96,902.13</u>	<u>28,597.18</u>	<u>17,710.15</u>	<u>159,901.28</u>
<b>Net Ordinary Income</b>	<u>178,061.66</u>	<u>-31,332.13</u>	<u>-14,331.57</u>	<u>4,934.85</u>	<u>137,332.81</u>
<b>Net Income</b>	<u><u>178,061.66</u></u>	<u><u>-31,332.13</u></u>	<u><u>-14,331.57</u></u>	<u><u>4,934.85</u></u>	<u><u>137,332.81</u></u>

#### IV. Conference Planning

The Conference Planning Committee has continued to meet on a frequent, scheduled basis to plan all conference activities for 2010 with some initial planning already occurring concerning 2011. In addition, this committee is continuing to explore the possibility of collaborative regional training events with other existent conferences during time frames of the year that do not conflict with the APBS Annual Conference. The 2010 conference will occur March 25-27, 2010 at Hyatt Regency St. Louis Riverfront. The 2011 conference will occur March 10-12, 2011 at the Hyatt Regency Denver Convention Center.

A total of 228 proposals were submitted for review for the 2010 conference. One hundred seventy (170) proposals were accepted for oral presentation along with 60 poster sessions for the 2010 conference. Additionally, a total of 11 Saturday workshops will occur at the 2010 conference (workshops are either one-half day or full-day format). We will also have 41 invited presentations at the 2010 conference and will feature the initial identification of a recipient of an annual award in memory of Dr. Edward (Ted) Carr. Projected figures on the 2010 conference are presented in Table 2.2. These figures will be finalized following close out of the 2010 conference by May of 2010.

#### V. Membership

Membership data was presented in Part I, Section III under “Finance and Revenue” of this report (see Table 2.1). The Membership Committee has been developing and/or implementing activities to reach out to under-represented groups and individuals who have a vested interest in positive behavior support. APBS membership has continued to grow this past year. Specifically, the average monthly membership this past year was seven hundred thirty-two (732) members as compared to six hundred ninety-three (693) the prior year (see Figures 2.1a – d in Appendices). Along these same lines, one (1) additional APBS Network has been established during this past year (Texas) along with one that has been petitioned yet is still pending approval from the Board (Northwest Region) with four additional network proposals reported as being developed for submission. Table 2.6 provides a comprehensive listing of existent APBS Networks as of this report (sixteen (16) in total to date – see Figure 2.3 in Appendices). It is a primary goal of APBS to expand network activities to facilitate structured collaboration among the membership. Additional information on the various activities of APBS Networks can be found on the APBS website.

**Table 2.6**  
**APBS Networks 2007 to Present**

<b>Network</b>
Colorado
Delaware
Georgia
Illinois
Kansas
Missouri
New Jersey
New York
Ohio
Oregon
Pennsylvania
Student
Texas
Virginia
West Virginia

## VI. Committee Structures

APBS, per the By-Laws, establishes working committees on an annual basis. The establishment of committees continues to be directly linked with the APBS Board Action (Work) Plan and Logic Model which serves as the basis for tracking and monitoring progress on APBS initiatives. Increasingly committees have been posting relevant information on the APBS website. In addition, chairpersons of committees have been asked to create documentation procedures that will also facilitate transition of activities from year to year as committees and committee membership changes over time. The following twelve (12) active committees were in operation between March 25, 2009 and March 24, 2010 as depicted in Table 2.7.

**Table 2.7**  
**Current Committees of APBS March 2009-2010**

<b>I. Operating Committees</b>	<b>Current Chairperson/Co-Chair (Board Member)</b>
Conference Planning Committee	Don Kincaid and Heather Peshak-George
Membership Committee	Randy DePry
Website Committee	Bobbie Vaughn
Nomination Committee	Mark Durand
Committee of Standards of Practice (Individual)	Fredda Brown
Committee of Standards of Practice (Systems)	Heather Peshak-George
Family Involvement Committee	Bobbie Vaughn
APBS Network Committee	Jennifer Zarcone
Contemporary Issues Committee	Fredda Brown
Logic Model Committee	Rachel Freeman
Executive Committee	Rachel Freeman
<b>II. Ad Hoc Committees</b>	<b>Chairperson/Co-Chair (Board Member)</b>
Definition of “Evidence-Based” and “Research-Based”	Cynthia Anderson

## **Summary of the State of Affairs of APBS (2003-Present)**

APBS has continued to grow since its' inception back in 2003. In particular, the organization has become increasingly dynamic and responsive to the needs in the field pertaining to positive behavior support. As can be noted in prior sections of this annual report that highlights APBS activities during this past year, challenges continue to emerge for our organization. One of the primary catalysts to the development of APBS in 2003 was the acknowledgement that emergent needs will always be present in the field. As can be seen in the APBS membership numbers, the organization continues to reflect its original intent of being a professional organization exclusively dedicated to the development and dissemination of positive behavior support. Membership, as well during this past year, has increased moving our organization towards the goal of reaching one thousand (1000) members. Further, APBS has been successful in maintaining a virtual platform from which to operate. This virtual platform has contributed greatly to the fiscal stability of our organization. While much has been accomplished by our organization during its first six years, larger and greater challenges await. One of the goals of the organization continues to be to further develop our infrastructure while also growing our membership to include individuals from increasingly diverse constituencies as well as agencies with a vested interest in positive behavior support (e.g. school and community agency personnel, student and family members, university-based faculty). Related to infrastructure, APBS may be in a position to expand investment in contracted services (e.g., Executive Director) within the upcoming two years if the current trend of fiscal growth continues for our organization. In addition, a significant goal continues to be exploring methods to provide increasing degrees of opportunities for all members of APBS to become increasingly engaged in the various endeavors of our association through our APBS networks, committees and conference activities, and website. Along these lines, one emerging challenge in the upcoming years will be to increase operational awareness of APBS network activities in a manner that 1) facilitates each network's endeavors and 2) continues to grow the number of active networks. A growing (and increasingly diverse) membership in tandem with increasing degrees of engagement provides the pathway to continued organizational growth and success.

# **APPENDICES**

## **Report for APBS Website**

**Figure 1.1**

**Figure 1.2**

**Figure 2.1a – 2.1d**

**Figure 2.2**

**Figure 2.3**

# Report for APBS Website

([www.apbs.org](http://www.apbs.org))

Report based on data through December 31, 2009

## What is Traffic Facts?

Traffic Facts is a Web site analysis solution providing browser-based reports that help make crucial decisions regarding web site performance, design, and marketing efforts. Tightly integrated with Web site hosting account, Traffic Facts provides instant access to reports without requiring additional software installation or complex configuration procedures.

APBS.ORG

Updated: 1/01/2010

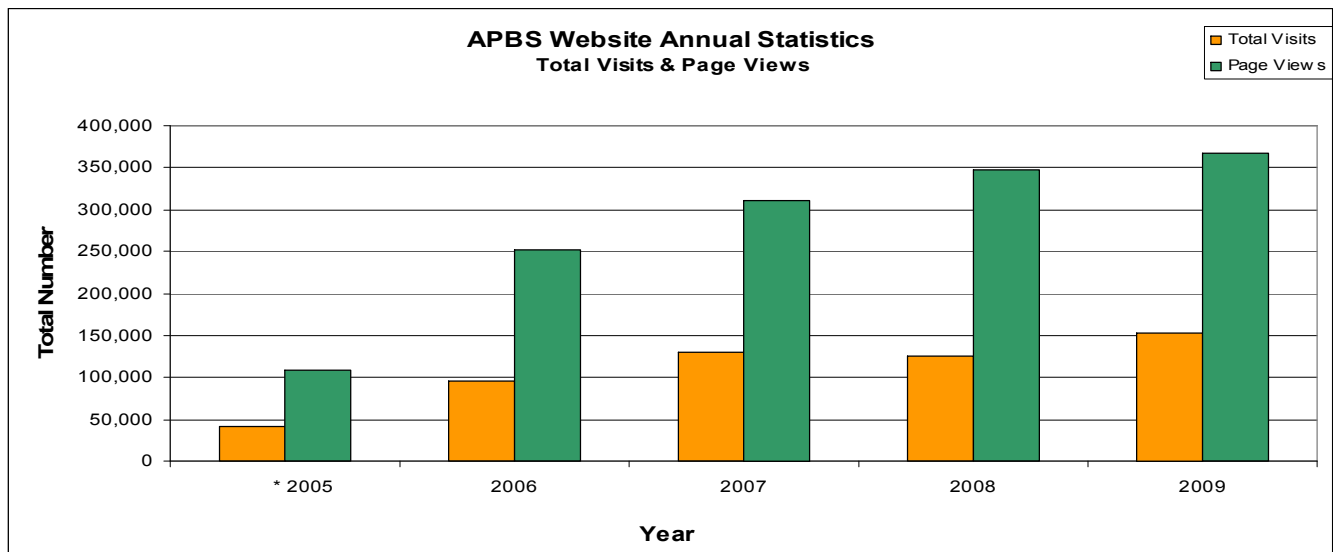
(Moved to new server May 2005)

Date	Total Visitors	Unique Visitors	Return Visitors	Page Views	Hits
May-05	4,660	3,374	1,286	8,991	36,349
Jun-05	4,546	3,220	1,326	10,696	48,063
Jul-05	4,502	3,057	1,445	10,229	44,895
Aug-05	4,119	3,167	952	12,265	56,443
Sep-05	4,639	3,870	769	14,251	73,257
Oct-05	5,493	4,435	1,058	14,783	68,018
Nov-05	7,122	5,559	1,563	19,987	97,921
Dec-05	6,501	4,880	1,621	17,806	75,178
Jan-06	8,318	6,625	1,693	25,834	119,328
Feb-06	9,280	7,382	1,898	27,867	126,603
Mar-06	10,088	7,911	2,177	27,949	124,688
Apr-06	7,432	5,451	1,981	18,690	73,928
May-06	6,937	4,882	2,055	17,773	72,495
Jun-06	6,731	4,743	1,988	17,359	76,658
Jul-06	6,473	4,696	1,777	16,414	68,182
Aug-06	6,257	4,806	1,451	17,773	77,787
Sep-06	8,494	5,819	2,675	21,806	94,847
Oct-06	8,223	5,458	2,765	19,808	84,100
Nov-06	8,152	5,623	2,529	20,338	94,926
Dec-06	9,209	6,061	3,148	19,749	86,281
Jan-07	11,534	7,499	4,035	27,490	126,297
Feb-07	12,642	8,083	4,559	29,568	139,468
Mar-07	13,176	8,444	4,732	29,535	136,739
Apr-07	11,263	6,843	4,420	24,638	111,567
May-07	10,259	6,350	3,909	21,760	99,942
Jun-07	12,315	7,991	4,324	24,617	98,092
Jul-07	9,565	7,160	2,405	23,106	97,445
Aug-07	9,838	8,169	1,669	23,716	124,024
Sep-07	10,924	8,969	1,955	28,877	163,509
Oct-07	10,580	8,940	1,640	27,268	160,875
Nov-07	9,627	7,985	1,642	25,742	141,805
Dec-07	9,055	7,114	1,941	24,967	123,106
Jan-08	10,666	8,414	2,252	32,447	168,920
Feb-08	10,879	8,811	2,068	34,044	175,390

Mar-08	11,770	9,635	2,135	36,625	191,215
Apr-08	12,461	9,331	3,130	30,025	132,223
May-08	10,589	7,766	2,823	22,675	95,663
Jun-08	10,240	7,372	2,868	23,967	95,821
Jul-08	9,580	6,247	3,333	24,167	95,838
Aug-08	9,560	5,676	3,884	24,550	108,813
Sep-08	9,772	6,563	3,209	30,999	138,075
Oct-08	10,887	7,708	3,179	31,979	129,926
Nov-08	9,892	6,817	3,075	27,590	108,850
Dec-08	9,357	6,295	3,062	27,667	103,851
Jan-09	11,599	7,813	3,786	37,499	151,306
Feb-09	11,418	8,149	3,269	35,981	142,586
Mar-09	10,018	7,418	2,600	32,120	140,286
Apr-09	10,057	7,252	2,805	26,146	128,253
May-09	10,822	7,731	3,091	22,764	104,706
Jun-09	11,921	8,349	3,572	27,826	115,740
Jul-09	11,121	7,545	3,576	25,155	100,434
Aug-09	10,653	7,119	3,534	25,195	97,013
Sep-09	14,359	8,743	5,616	31,678	113,253
Oct-09	19,127	11,134	7,993	40,174	141,706
Nov-09	16,426	10,041	6,385	32,837	121,413
Dec-09	14,903	8,546	6,357	29,994	104,966

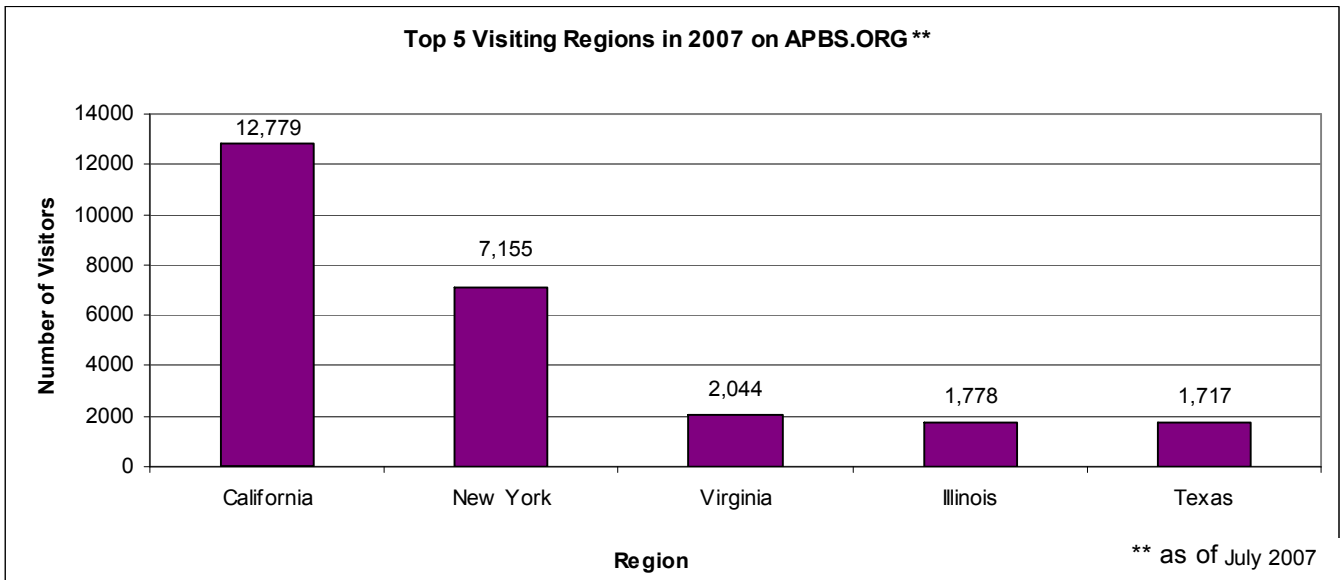
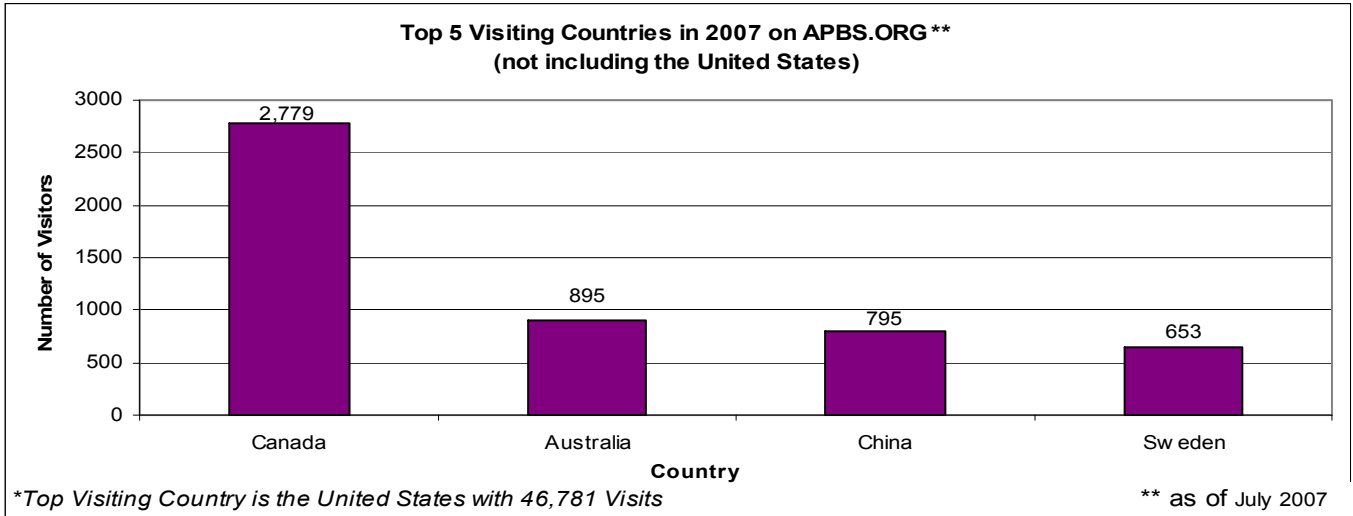
APBS Website Statistics by Year					
Year	Hits	Total Visits	Unique Visits	Return Visits	Page Views
* 2005	500,124	41,582	31,562	10,020	109,008
2006	1,099,823	95,594	69,457	26,137	251,360
2007	1,522,869	130,778	93,547	37,231	311,284
2008	1,544,585	125,653	90,635	35,018	346,735
2009	1,461,662	152,424	99,840	52,584	367,369

\* Website switched server May 2005



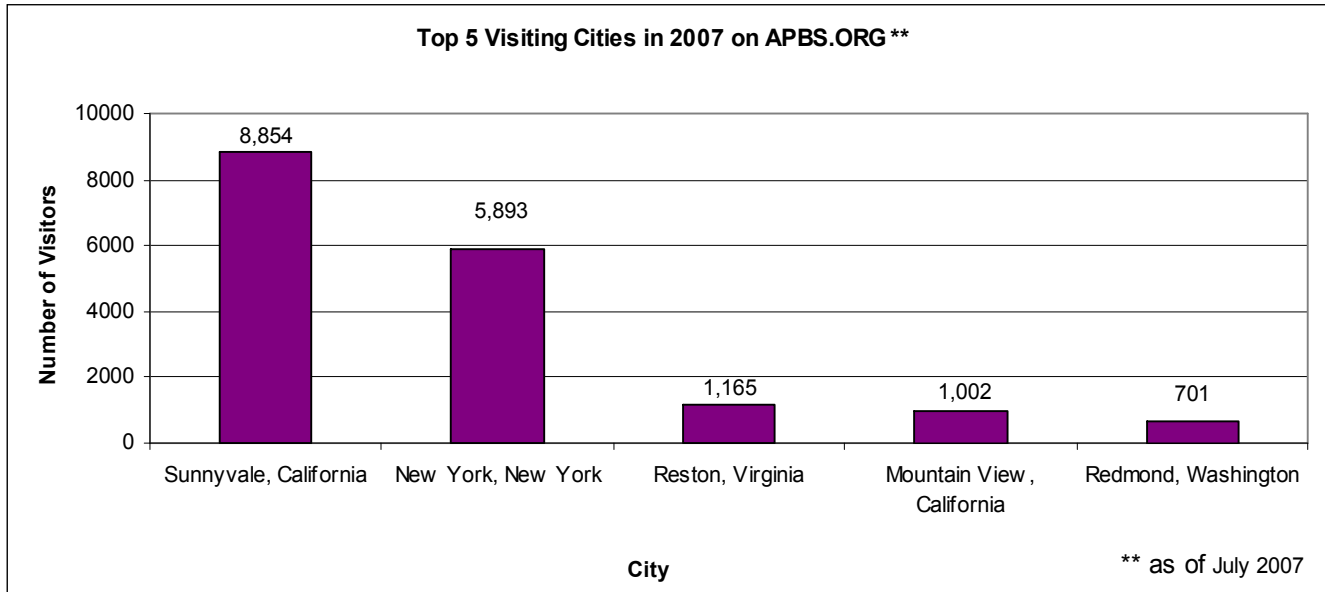
# APBS Website ([www.apbs.org](http://www.apbs.org))

## Top 5 Visiting Countries, Regions, and Cities in 2007



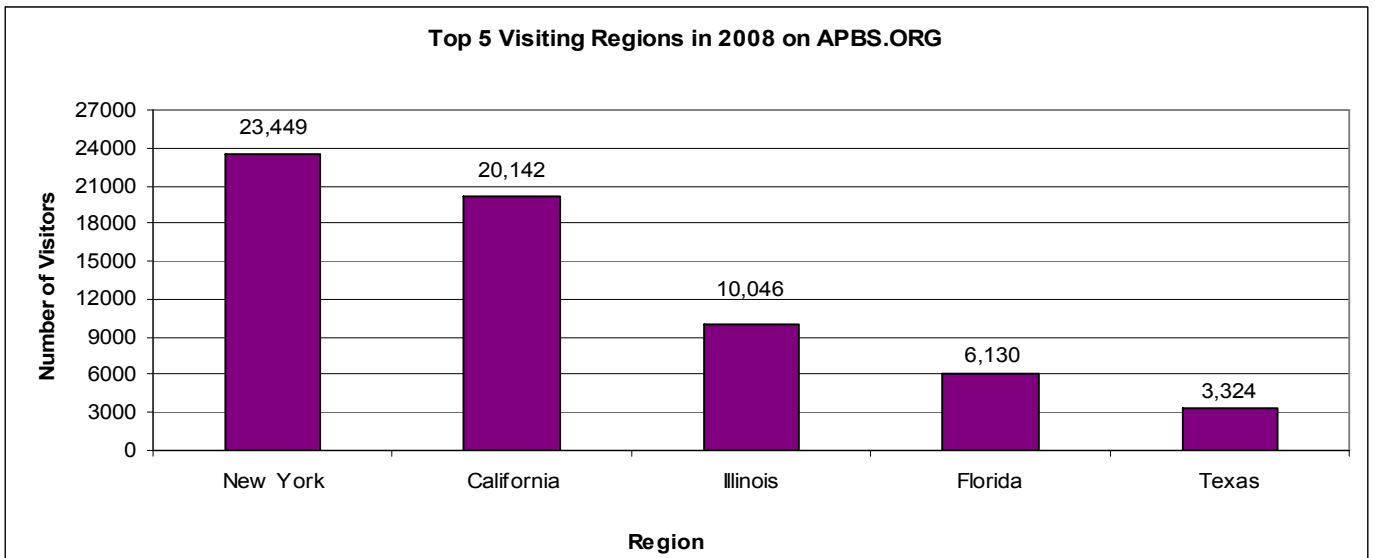
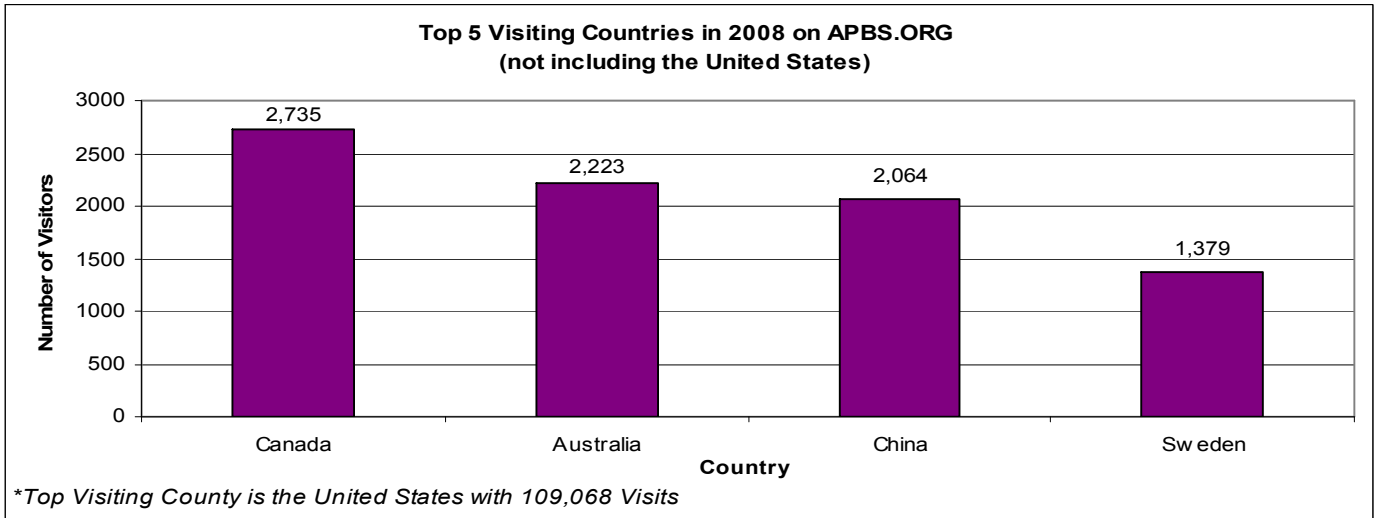
# APBS Website ([www.apbs.org](http://www.apbs.org))

## Top 5 Visiting Countries, Regions, and Cities in 2007



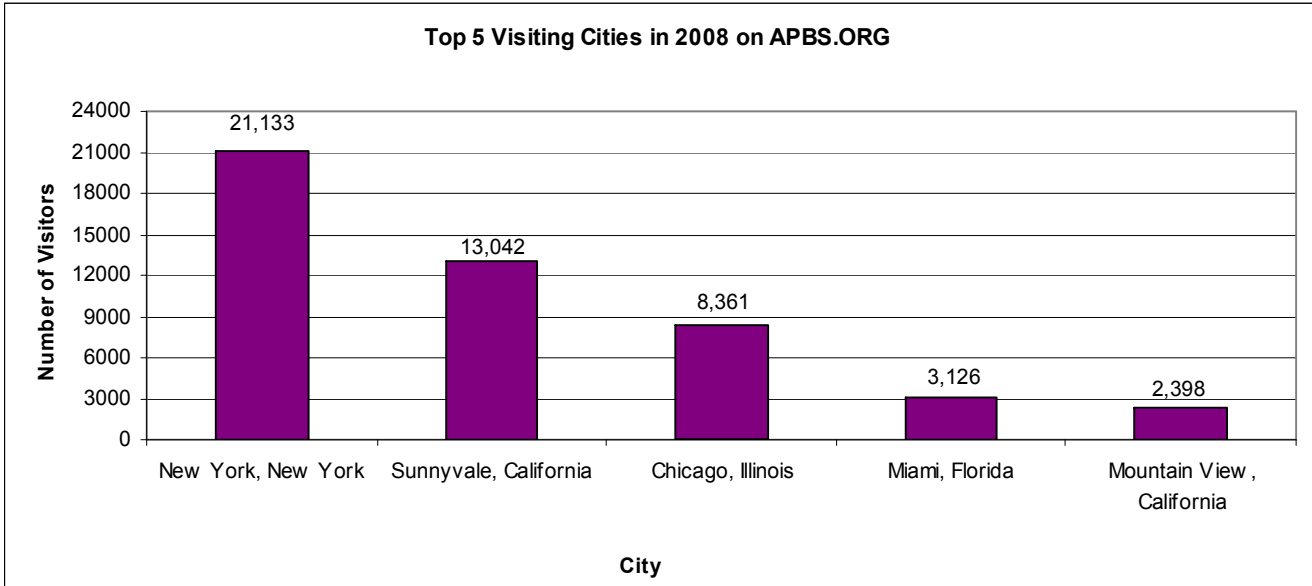
# APBS Website ([www.apbs.org](http://www.apbs.org))

## Top 5 Visiting Countries, Regions, and Cities in 2008



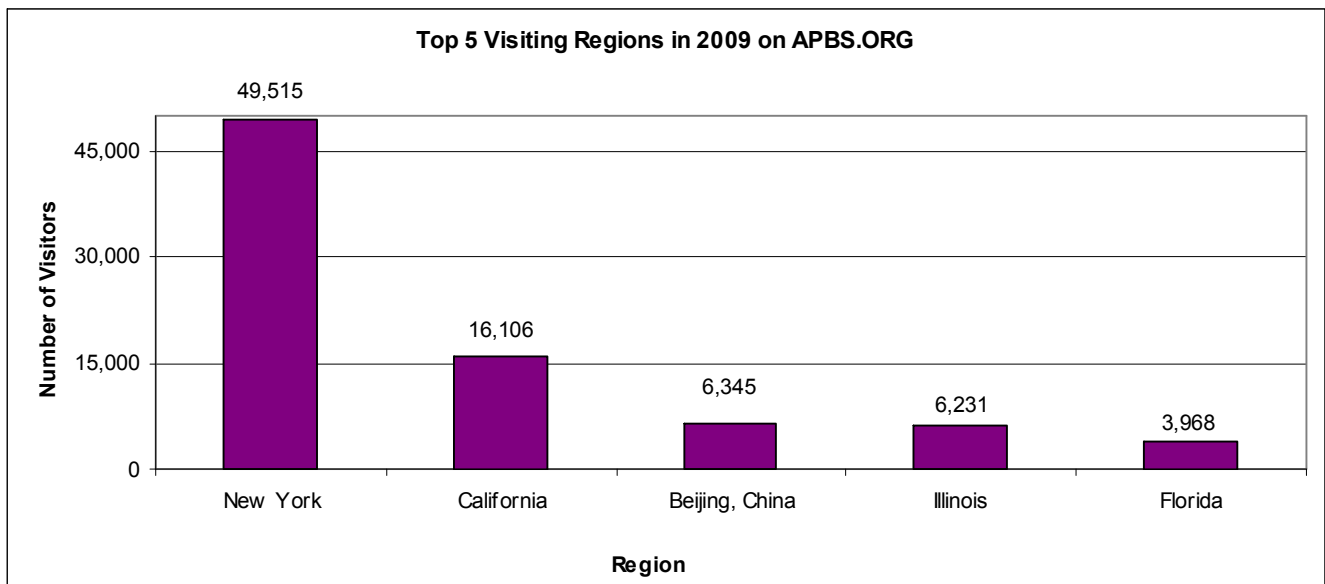
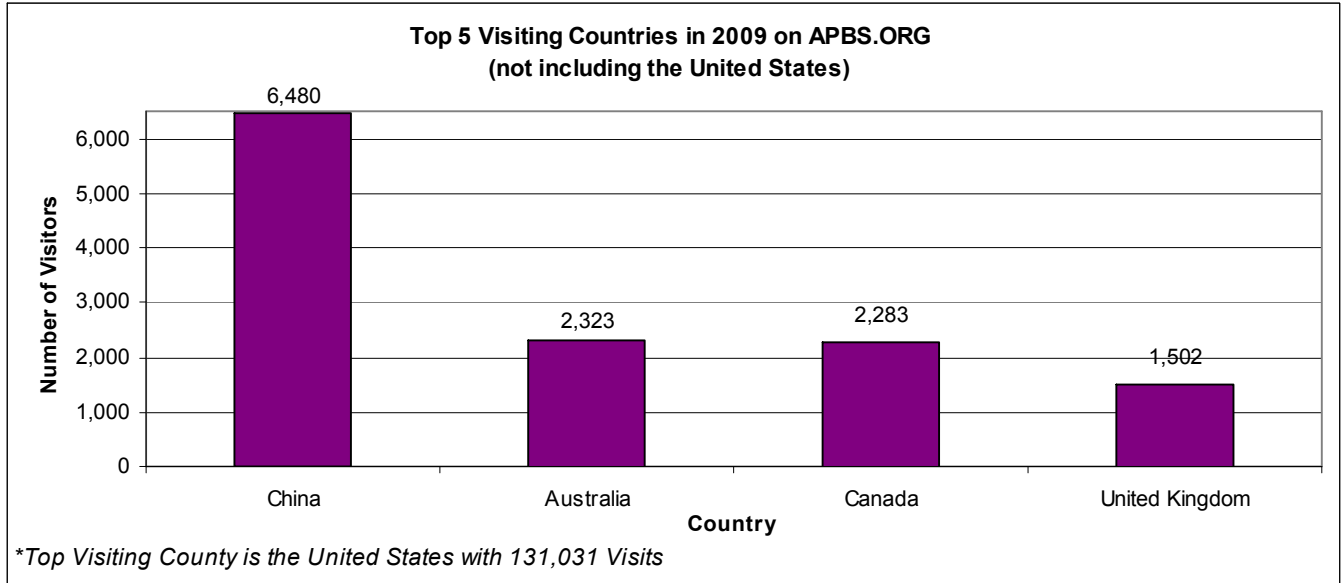
# APBS Website ([www.apbs.org](http://www.apbs.org))

## Top 5 Visiting Countries, Regions, and Cities in 2008



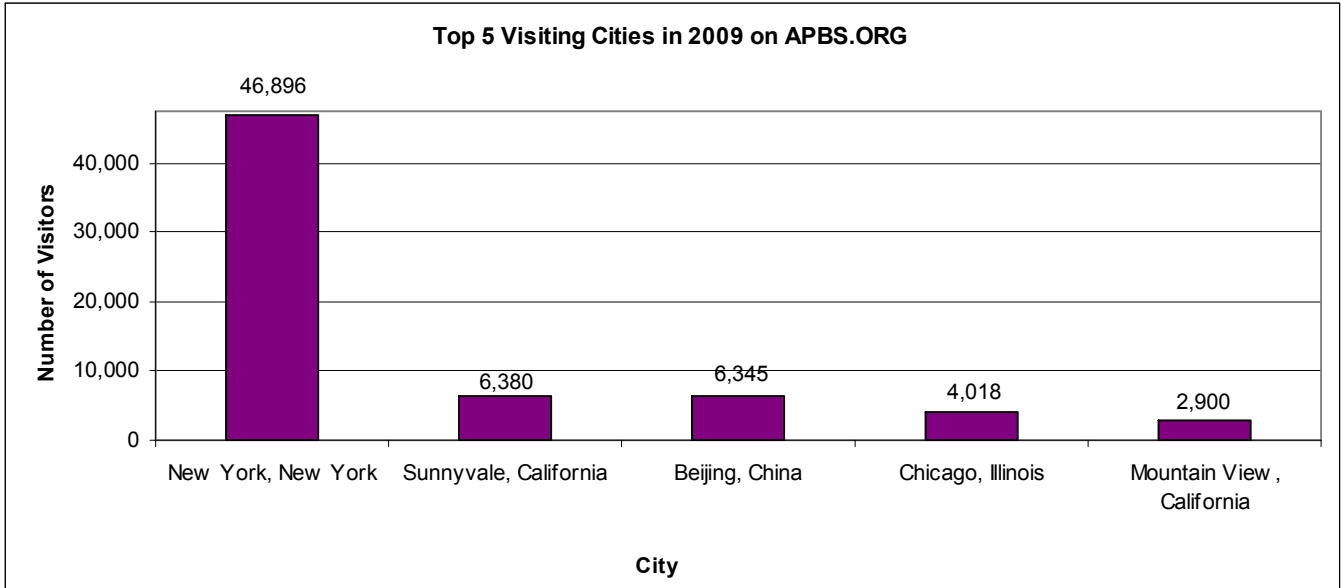
# APBS Website ([www.apbs.org](http://www.apbs.org))

## Top 5 Visiting Countries, Regions, and Cities in 2009

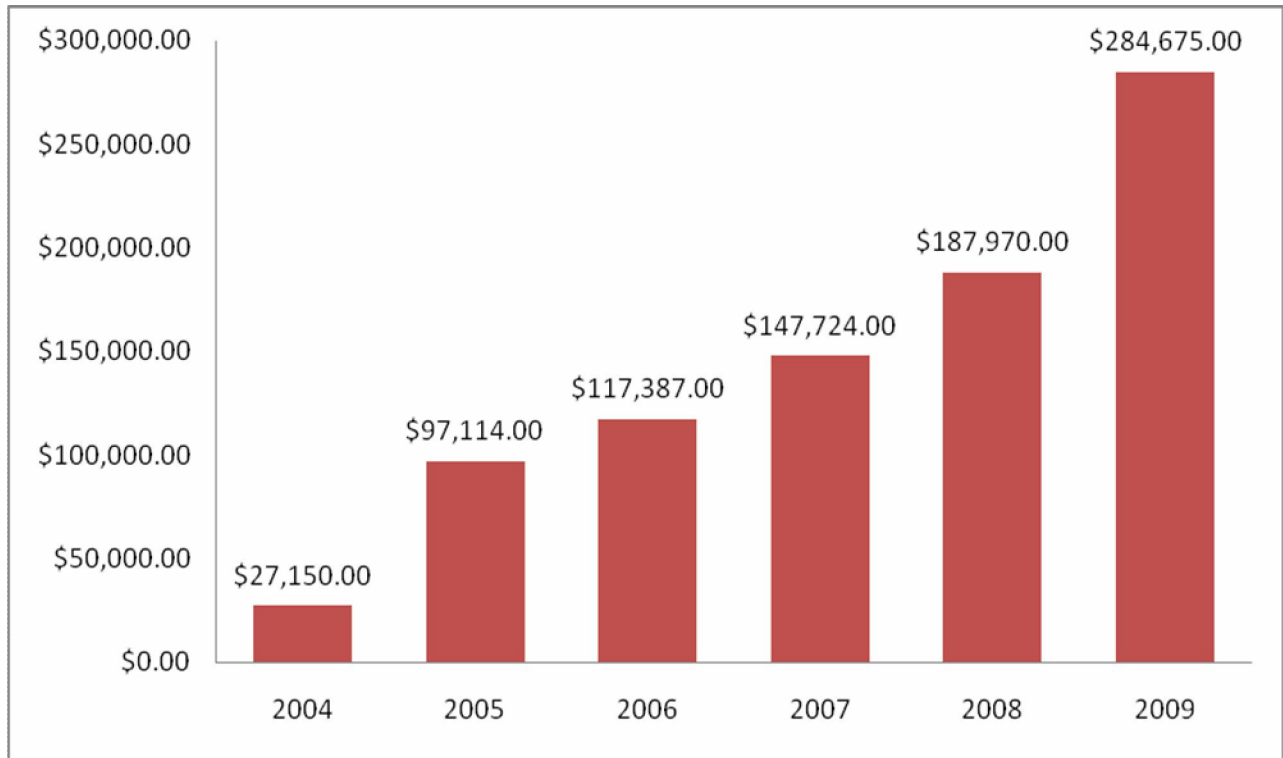


# APBS Website ([www.apbs.org](http://www.apbs.org))

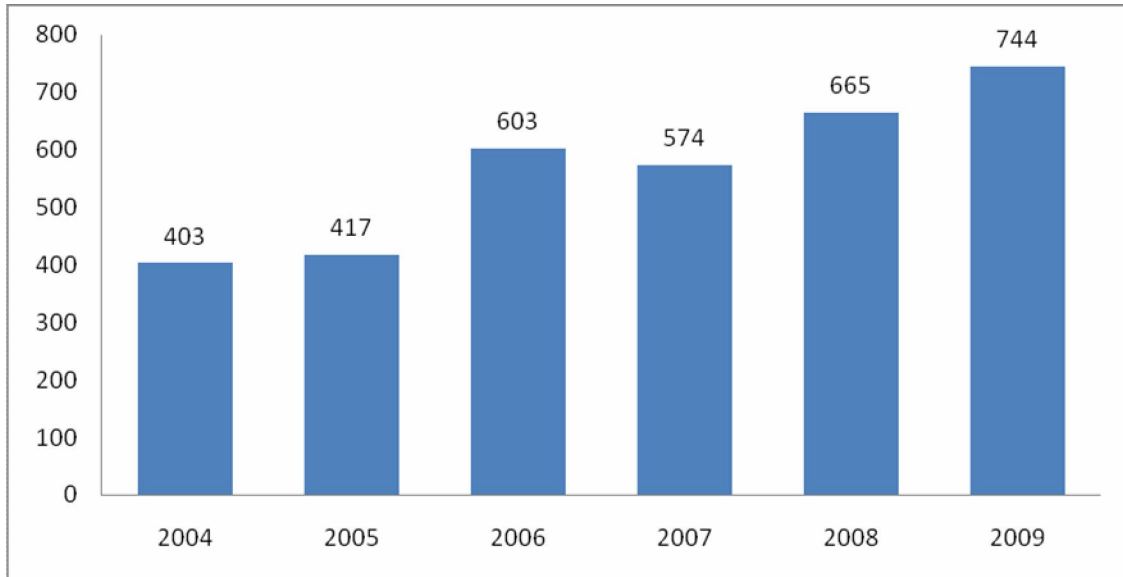
## Top 5 Visiting Countries, Regions, and Cities in 2009



**Figure 1.1**  
**APBS Funds as of January 1, 2004-2009**



**Figure 1.2**  
**APBS Membership on January 31, 2003-2009**



**Figure 2.1a**  
**Comparative of Total Membership Growth Between 2008 and 2009**

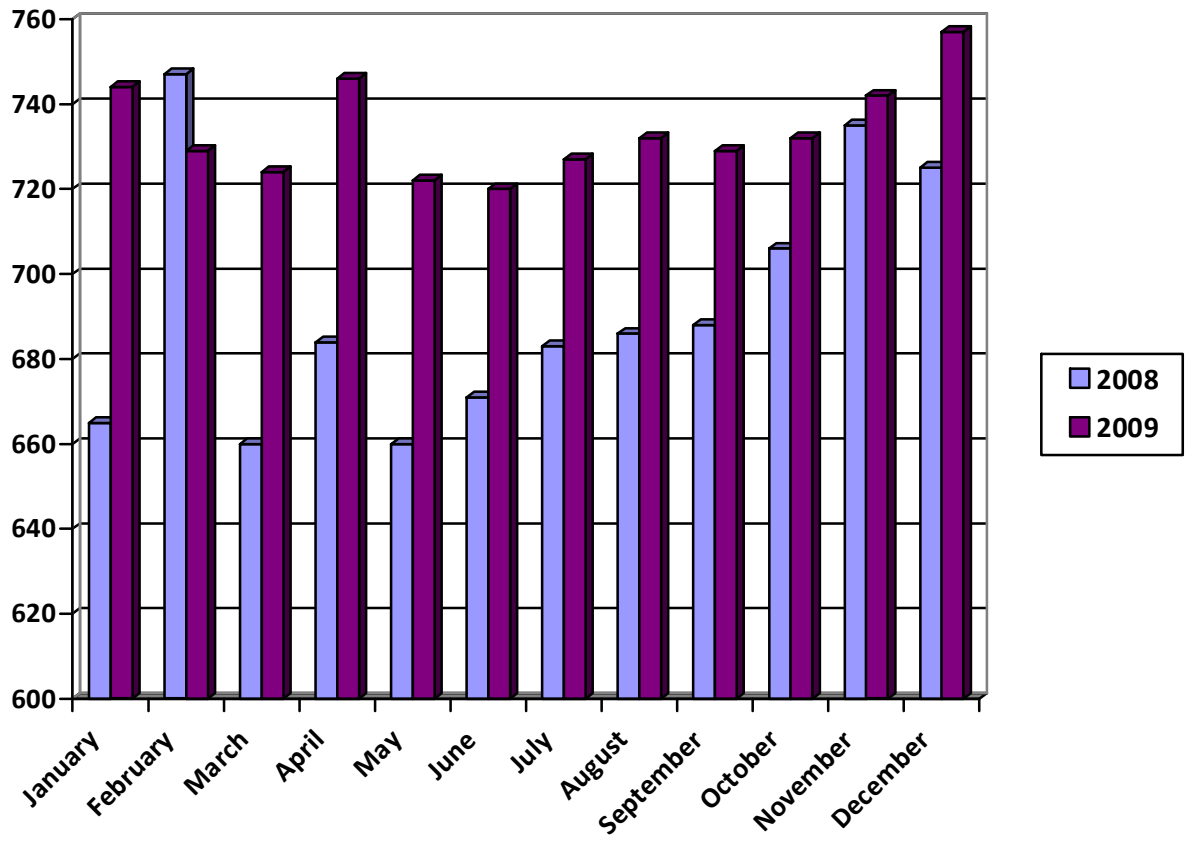


Figure 2.1b

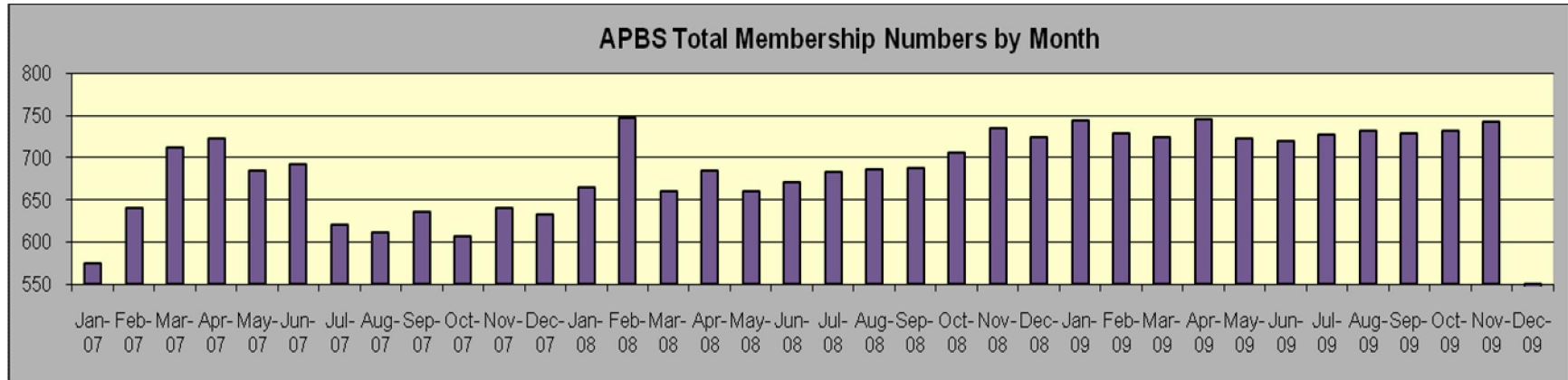
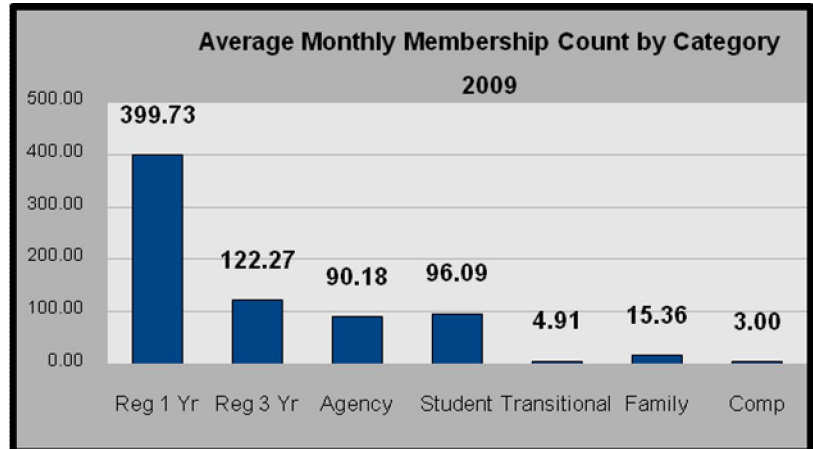
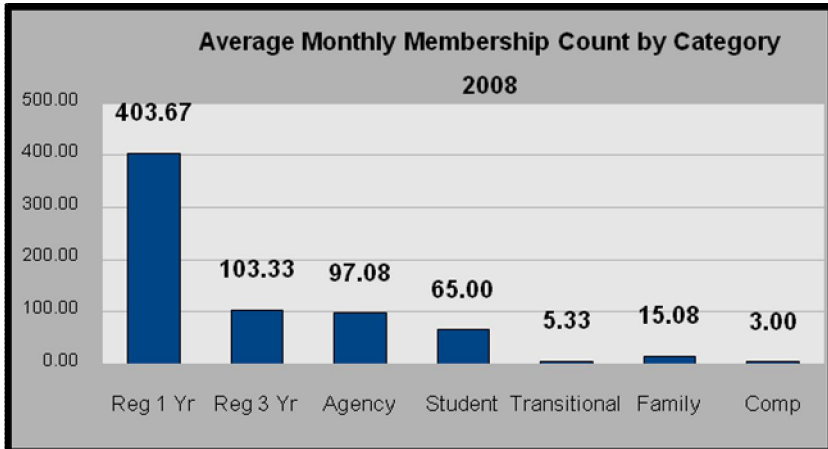
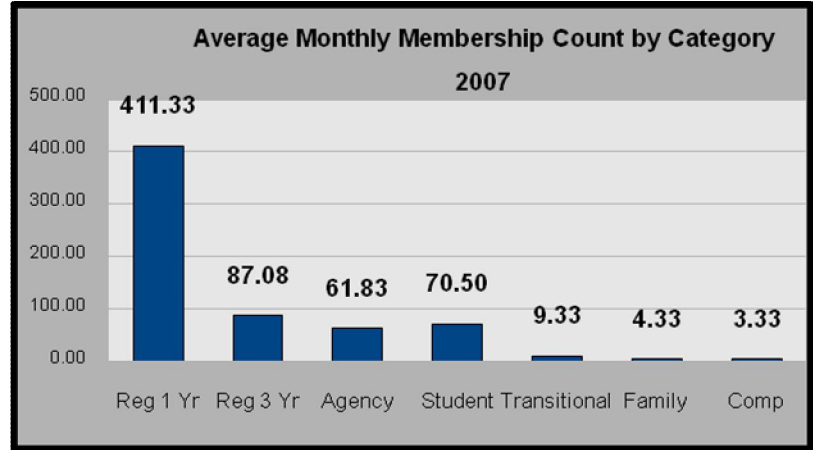
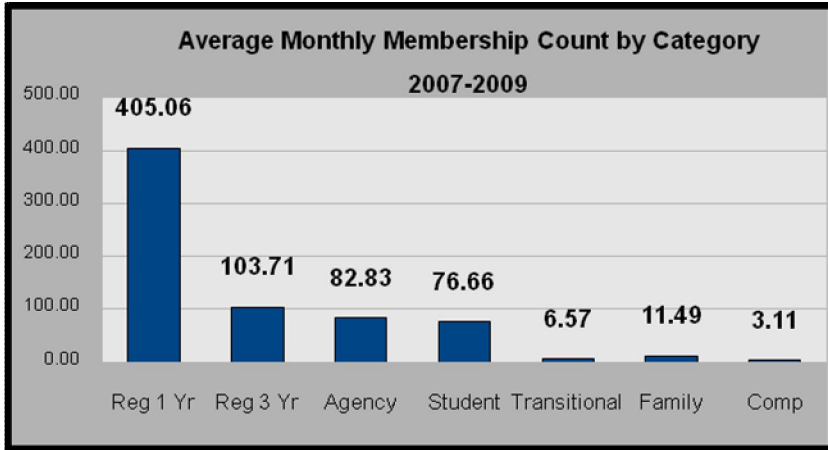
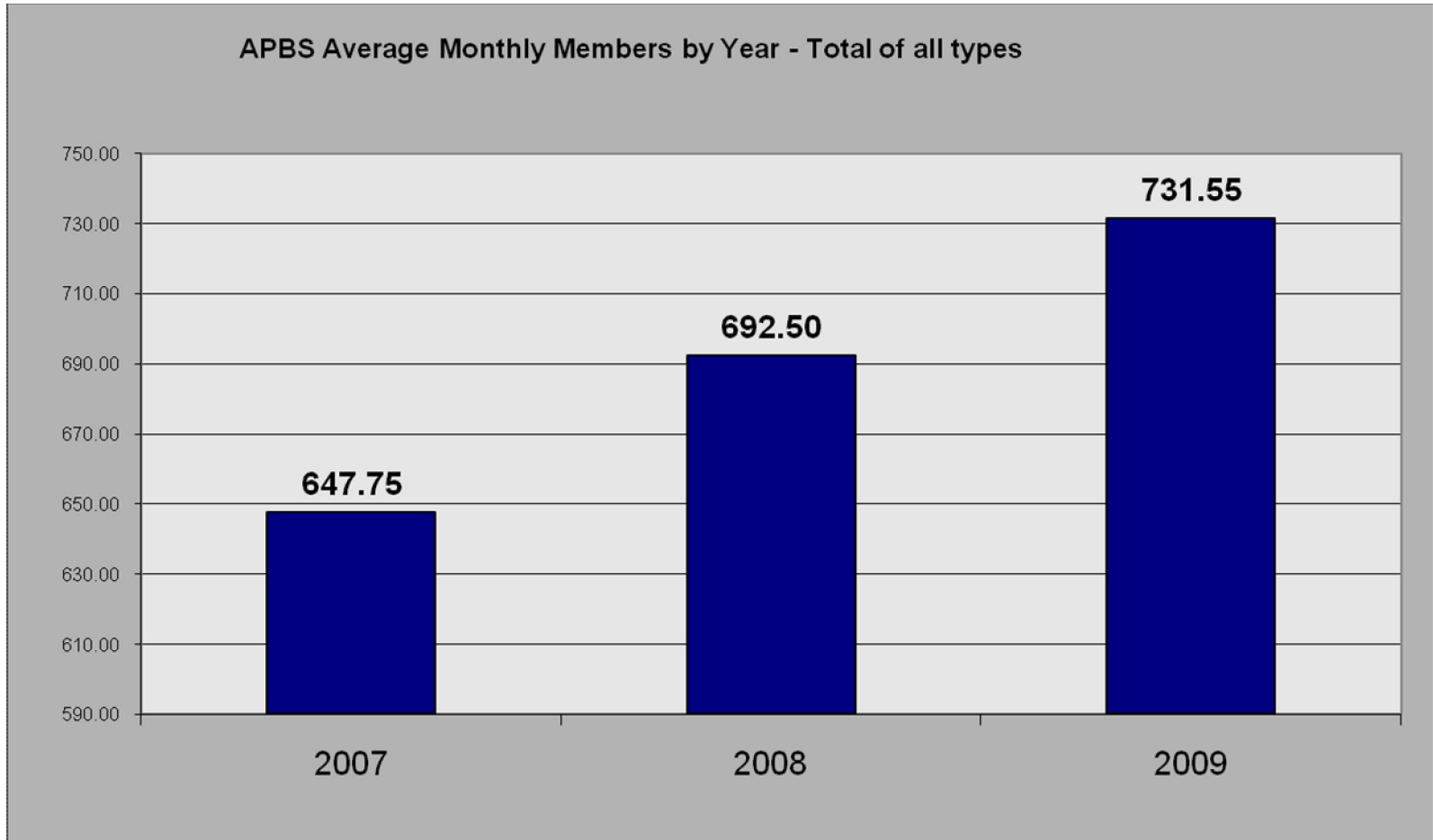


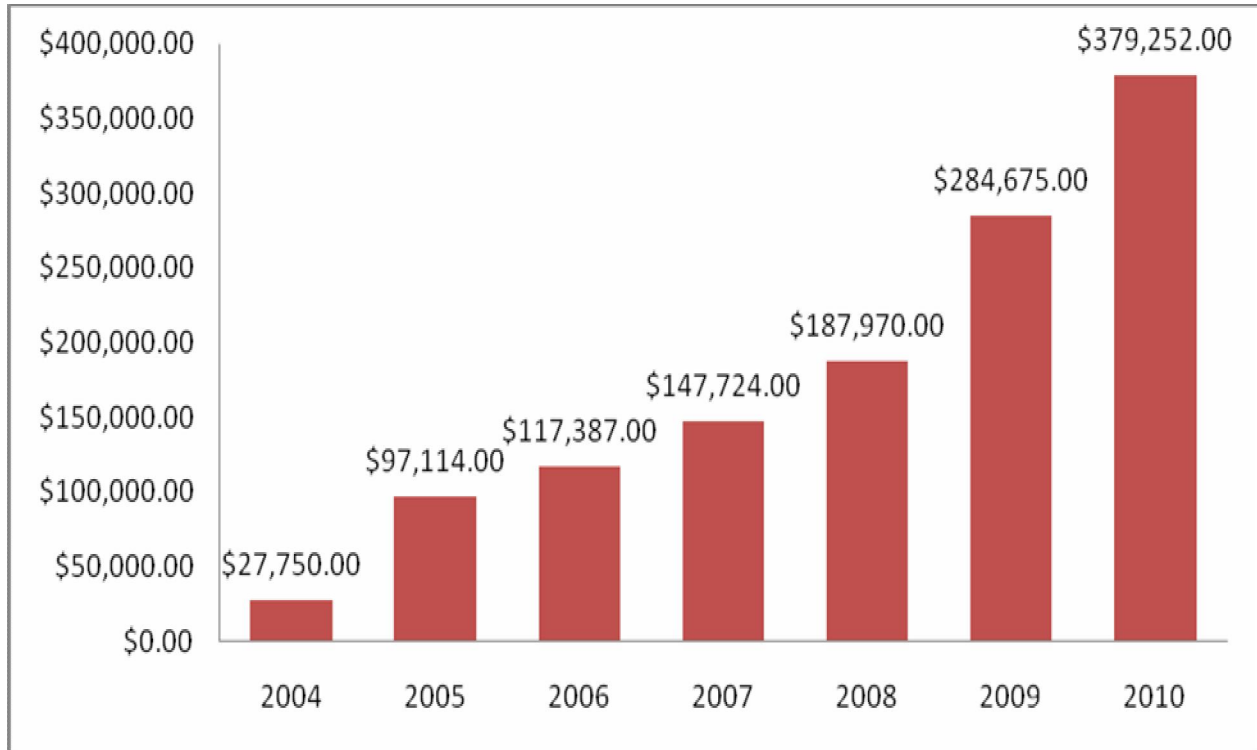
Figure 2.1c



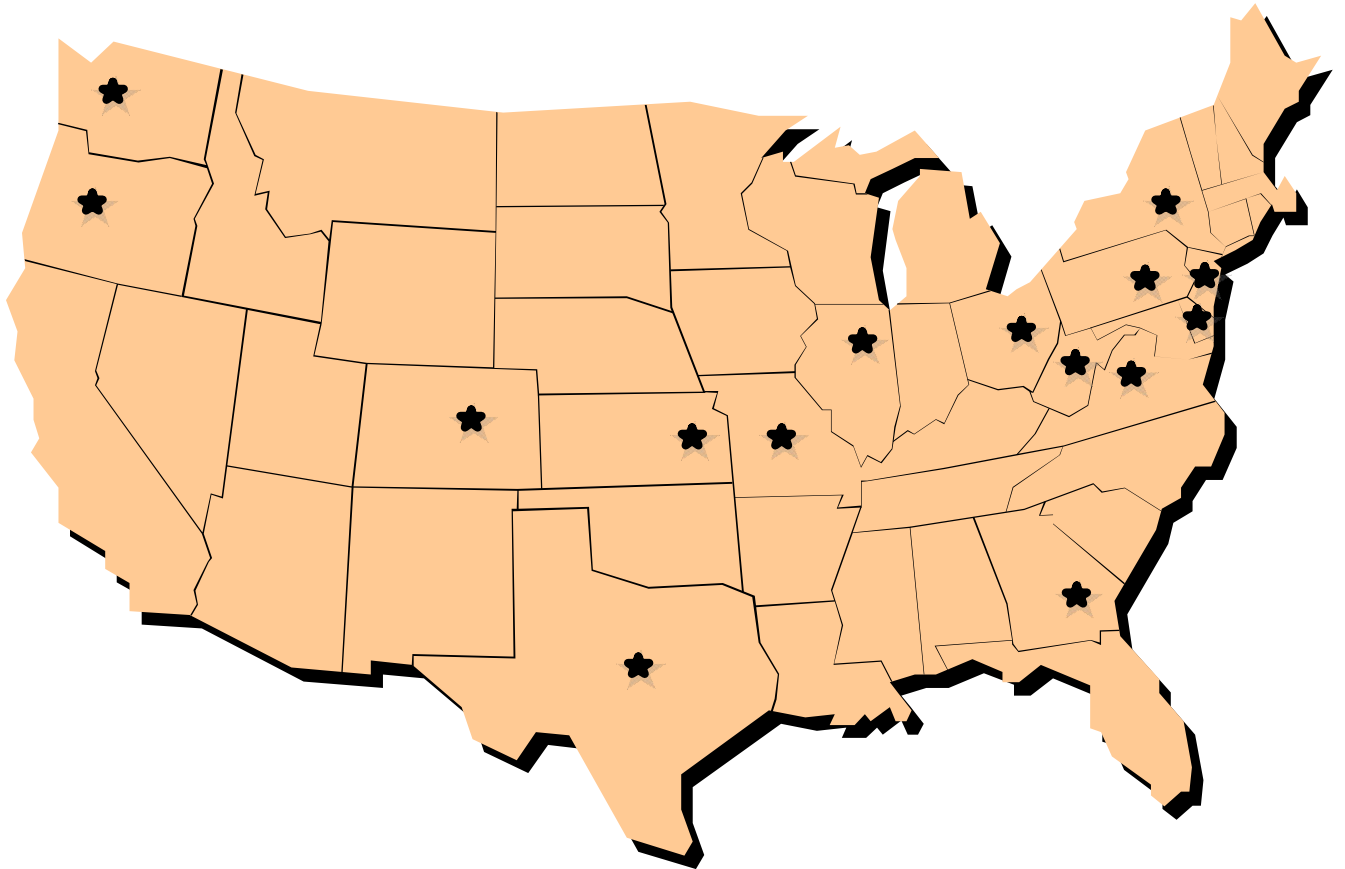
**Figure 2.1d**



**Figure 2.2**  
**APBS Funds as of January 1, 2004-2010**



**Figure 2.3**  
**APBS Networks**



Special Note: There is also a Student Network that is not defined by a geographical area.