

I Won't Have Those Kids!: Teaching PBIS To Pre-Service Educators

Jenna Sage, M.Ed., Certified
Professional Coach



Welcome!!!

Please pick an item that best describes you and be ready to share!

I like a teacher who gives you something to take home to think about besides homework. ~Lily Tomlin as "Edith Ann"

Agenda

- Fundamental Concepts
- Positivity
- General Education AND Special Education
- Practice What You Preach

If your target audience
isn't listening, it's not
their fault, it's yours.

(Seth Godin, *Small is
the New Big*, p. 14)

Sage Advice
Improving Student Lives Through
Inspiring Teacher Education

Good teaching is one-fourth preparation and three-fourths theater. ~Gail Godwin

Introductions



Sage Advice
Improving Student Lives Through
Inspiring Teacher Education

Let's get to know each other a little bit better...

Which item did you choose to best represent you and why?

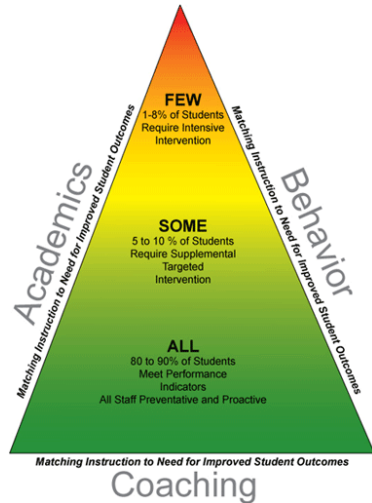
What is your job/title/position?

What was your reason for attending this session?

What do you hope to get out of this session?

What the teacher is, is more important than what he teaches. ~Karl Menninger

Fundamental Concepts



- Teaming
- Coaching
- Differentiating
- Teaching
- Preventing
- Intervention-ing



One way to begin letting students experience the concepts of PBIS is to have the class create class expectations and rules.

PBIS 101:

Respectful:

Use kind words, practice people first language, practice tolerance

Responsible:

Arrive to class on time, review syllabus often, remain on task

Reflective:

Provide detail, use concrete examples, write about a-ha moments

Fundamental Concepts: Behavior

- What is the function?



Use YouTube videos and have students record ABC data:

Temper Tantrum


Aliens can Learn

Have students pick one behavior of a peer in class (e.g., calling out, texting, nail biting, etc.) and work to determine the function during a class period

	Decreases likelihood of behavior	Increases likelihood of behavior
Presented	positive punishment	positive reinforcement
Removed	negative punishment	negative reinforcement

Fundamental Concepts: Problem Solving

- Data practice



"It would appear, Hopkins, that your gut feel was only indigestion"

J. H. H.

Sage Advice
*Improving Student Lives Through
Inspiring Teacher Education*

Step 1 - Problem Identification

What's the problem?

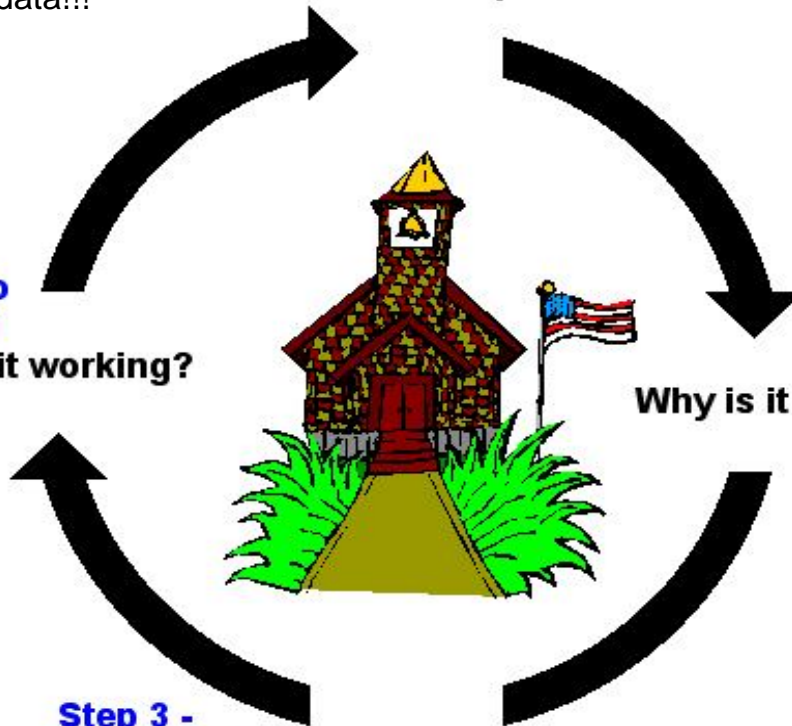
Use real school data!!!

**Step 4 -
Response to
Intervention**

Is it working?

**Step 2 -
Problem
Analysis**


Why is it occurring?



**Step 3 -
Intervention
Design**

What are we going to do about it?

Fundamental Concepts: KWL



Sage Advice
 Improving Student Lives Through
 Inspiring Teacher Education

PBS/RtI	
Know	Want to Know
RtI= Behavior management plan	RtI- how to properly intervene
PBS= Positive Reinforcement	PBS- how to intervene when things take a turn for the worse
RtI= Individual plan to help student in reading and math	Different tactics for PBS
RtI= three tier prevention model that stops students from being labeled with a disability	What PBS is
RtI= go through all 3 tiers before referring a student for ESE	

Positivity



Use research to back up the theory behind the P in PBIS.

“Man often becomes what he believes himself to be. If I keep on saying to myself that I cannot do a certain thing, it is possible that I may end by really becoming incapable of doing it. On the contrary, if I have the belief that I can do it, I shall surely acquire the capacity to do it even if I may not have it at the beginning.”
~Mahatma Gandhi

Positivity: Change



Sage Advice
Improving Student Lives Through
Inspiring Teacher Education

Let's Practice Change!

Arm activity

Change activity

Action and reaction, ebb and flow, trial and error, change - this is the rhythm of living. Out of our over-confidence, fear; out of our fear, clearer vision, fresh hope. And out of hope, progress. ~Bruce Barton

Positivity: Perspective



List three things that you notice in the image...

A teacher's purpose is not to create students in his own image, but to develop students who can create their own image. ~Author Unknown

Positivity: Strengths Based



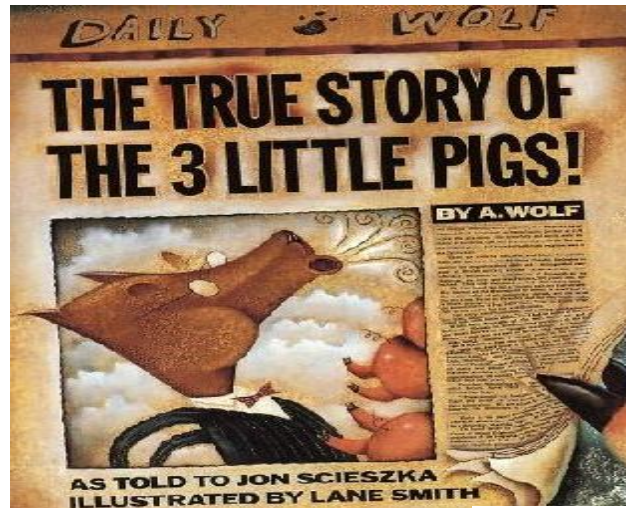
Perceptual Positioning:

Yourself, Other, Observer

Think about a difficult situation that has occurred in the past couple of weeks between yourself and someone else...

Place yourself in each of the three corners of the room that represent (Y,O,O) and imagine the situation from each perspective

Positivity: Story Time



Sage Advice
Improving Student Lives Through
Inspiring Teacher Education

Use children's books to practice 'front of the class' speaking skills, help student's understand how to embed expectations into curriculum, and emphasize the theme of positivity.

One looks back with appreciation to the brilliant teachers, but with gratitude to those who touched our human feelings. The curriculum is so much necessary raw material, but warmth is the vital element for the growing plant and for the soul of the child. ~Carl Jung

Gen. Ed AND Spec. Ed

TechTOON

Welcome, Mr. and Mrs. Green. I am ready to talk about Jon's upcoming year. I have all your son's data right here.



L. SKELLY

Sage Advice
Improving Student Lives Through
Inspiring Teacher Education

Co-teach relationships

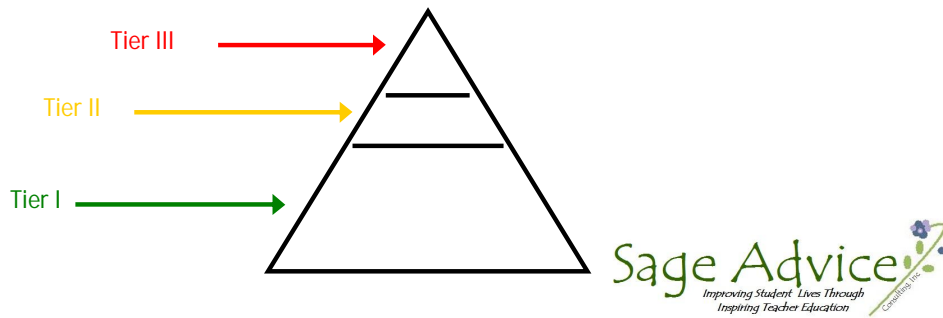
- Lead and Lead
- Lead and Support
- Lead and Observe
- Lead and Shadow

Role play co-teaching relationships, have plenty of discussion about what they have or are seeing in classrooms, model (if in a co-teach situation)

“The teacher who is indeed wise does not bid you to enter the house of his wisdom but rather leads you to the threshold of your mind.”
Khalil Gibran

Gen AND Spec: Triangle

- What would the triangle look like at your school?
- Use the triangle template to create the levels of support currently at your school



Have students create a list of 'interview' questions related to PBS and Rtl

Are you on the PBS team?

Do you ever conduct FBA's?

Do you directly address classroom management issues?

Do you give student's rewards? For what?

Once they complete the triangle for their school, have students discuss the similarities and differences across schools (PBS vs Non-PBS or organized vs not-so-organized)

Also have them complete the triangle for classroom level systems... what does the differentiation of instruction look like in the classroom?

Gen AND Spec: Classroom Management



Sage Advice
Improving Student Lives Through
Inspiring Teacher Education

Have students experience different classroom settings

Corners activity


Pick a corner based on the Four Approaches to Discipline

Discuss the pro's and con's to each

Any genuine teaching will result, if successful, in someone's knowing how to bring about a better condition of things than existed earlier.

~John Dewey

Gen AND Spec: FBA



Sage Advice
*Improving Student Lives Through
Inspiring Teacher Education*

Have student's go through an amended FBA and BIP process.

They need to work with their supervising teachers or volunteer partners to determine a student that has a challenging behavior. They should also review the school or district's FBA process and paperwork.

They need to identify and operationalize that behavior.

They should create long and short term goals.

They will need data, data, data.

They should create a realistic intervention and implement that intervention, progress monitoring data throughout.

This is done in successive steps throughout the semester, which correspond to material across weeks

Practice What you Preach: And know who you teach!



Sage Advice
*Improving Student Lives Through
Inspiring Teacher Education*

For instance:

Class of 2014 (www.beloit.edu/mindset/2014):

Born in 1992...

Few have ever written in cursive...

Macchiato and Half Caf Latte have always been common lingo...

One-Quarter have at least one immigrant parent...

Various colored ribbons have always represented a cause...

Have never used a rotary dial phone and have always had a cell...

Computers have always had CD drives...

Toothpaste tubes have always stood on their caps...

There have always been hundreds of channels to choose from...

Practice What you Preach: And teach, teach, teach



Sage Advice
Improving Students' Lives Through
Inspiring Teacher Education

In class assignments:

Debate the use of medication for children with ADHD

Debate the explicit teaching of social skills

Debate zero tolerance policies

Debate intrinsic and extrinsic motivation

Students should use research to back up their 'beliefs'

Who dares to teach must never cease to learn. ~John Cotton Dana

Questions???



Sage Advice
Improving Student Lives Through
Inspiring Teacher Education

Exit Cards

What are 3 things you are going to incorporate from this session into your classes now???

Don't try to fix the students, fix ourselves first. The good teacher makes the poor student good and the good student superior. When our students fail, we, as teachers, too, have failed. ~Marva Collins



Please feel free to contact me with any questions or to schedule a training at:

jenna.sage@yahoo.com

Visit my website at:

www.sageadvice.org



Sage Advice, Inc. offers trainings, workshops, consultation and coaching.

Topics include:

PBS, Rtl, Coaching, Dropout Prevention, Leadership, Teaming, Positivity, Behavior, Classroom Management, and so much more!